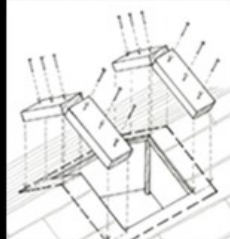
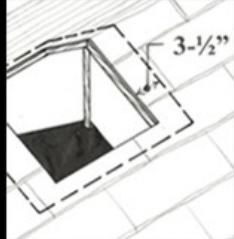
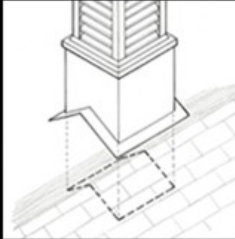




INSTALLATION INSTRUCTIONS

CUPOLAS



Once 2X4 bracing is attached, lower cupola onto roof, carefully fitting it over the 2X4 braces.
Use 3 BRASS nails or screws to attach the cupola to each 2X4 brace,
as copper will react with metal nails to cause corrosion.
It is recommended that the cupola be attached to the bracing with brass screws and washers
for the most secure and durable mounting.