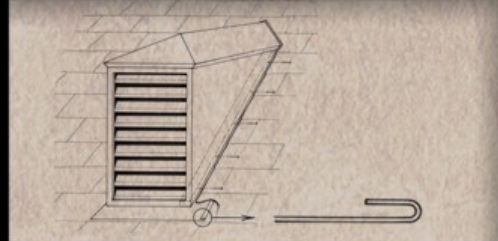
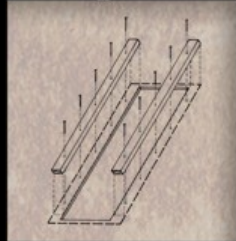
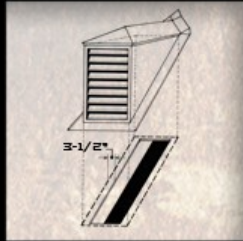




INSTALLATION INSTRUCTIONS

Full Dormers



LOCATE DORMER ON ROOF AND MARK OUTLINE OF **INSIDE** OF DORMER BASE.
ALLOWING 3-1/2" ON EACH SIDE FOR 2x4 BRACING STRIPS, CUT A HOLE IN THE ROOF.
NOTE: IF DORMER IS LOCATED OVER A RAFTER, **DO NOT** CUT THE RAFTER.
IF INSTALLING ON AN EXISTING ROOF, BE CAREFULL IN CUTTING SHINGLES THAT NO CUTS OR TEARS
IN THE SHINGLES EXTEND BEYOND THE DORMER, AS THIS WILL RESULT IN ROOF LEAKS