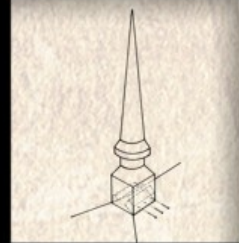
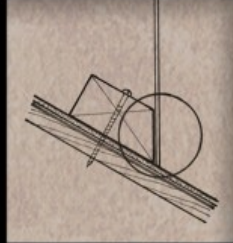
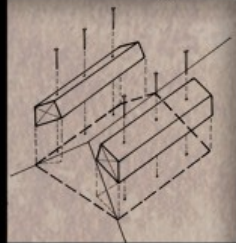




# INSTALLATION INSTRUCTIONS

## FINIALS



LOWER FINIAL ONTO 2 X 4 BLOCKING AS SHOWN.  
SECURELY ATTACH THE FINIAL WITH BRASS SCREWS (PREFERRED) OR BRASS NAILS.  
NOTE: COPPER WILL REACT WITH REGULAR METAL NAILS OR SCREWS.  
BRASS FASTENERS MUST BE USED TO PREVENT CORROSION AND LOOSENING OF THE FINIAL.